



Summary Feedback

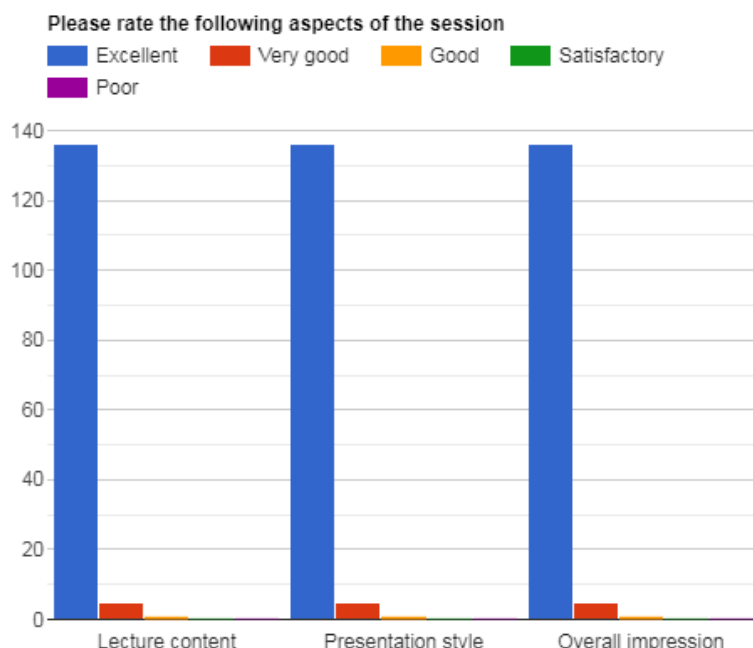
PRE-RECORDED: Basildon FRCR 2B 'A to Zee' Course 2020
(LIVE SESSION)

Session 16/40

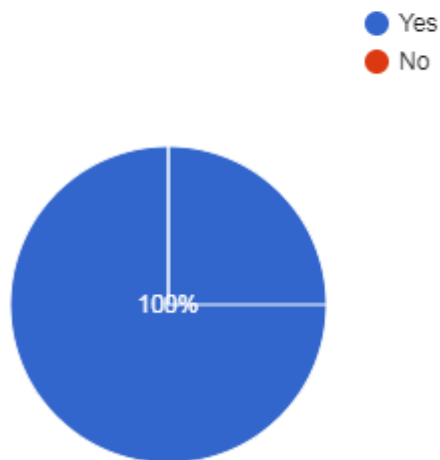
MSK for FRCR - Infection, AVN & Miscellaneous
(15th August 2024)
Lecturer: Sami Khan

Summary Points:

- Total Attendees: 436 from 34 Countries (Algeria, Australia, Bahrain, Bangladesh, Canada, China, Dominica, Egypt, Ghana, Hong Kong, India, Indonesia, Iran, Iraq, Jordan, Kenya, Kuwait, Libya, Malaysia, Maldives, Mauritius, Nepal, Nigeria, Oman, Pakistan, Qatar, Saudi Arabia, South Africa, Sri Lanka, Sudan, Türkiye, UAE, UK, Yemen, Zimbabwe).
- Duration: 3 hours teaching time
- Total feedback received from 142 participants



Did you find it useful
142 responses



Testimonials

- Extremely valuable session covering many cases that could come up in the 2B exam. Infection and AVN cases were particularly useful and good revision of 2A knowledge. Thank you! (UK).
- Multiple cases, with presentation and feedback style and references source from books were useful. Good balance of making people sweat just a little without being belittling (UK).
- Means a lot that your taking time from your busy schedule to teach us so much in detail about every single case. So grateful to you! (India).
- Extremely brilliant session as always. Hats off to DKT team for building our radiology basics (Pakistan).
- It is very good session, hope to cover as much as possible of other modalities (Egypt).
- The lecture illustrated multiple presentations of common entities and also uncommon however characteristic diagnoses in view of enlightening tips for 2B exam were most useful (Jordan).
- Variety of cases and explanation of the differential diagnosis including what the examiners want were most useful (Nigeria).
- Emphasis on Importance of differential diagnosis according to age and particular case you are looking at was most useful (Pakistan).
- Covered many topics which are very valuable for the 2B exam (UK).
- Each and every aspect of the shown cases were very beautifully explained! (Pakistan).
- Great to see multiple examples of similar pathology to aid distinguishing between seemingly identical pathologies (UK).
- Thankful for Dr Khan's efforts and time that he gives for teaching that is useful for daily practice in addition to 2B exam (Jordan).
- Thank you so much sir, great effort & time given from you to us. Very grateful to you sir (Egypt).
- So far the first teaching for bone infection (UK).
- Invaluable learning experience. Thank you (UK).
- Very nice and wonderful teaching (Yemen).

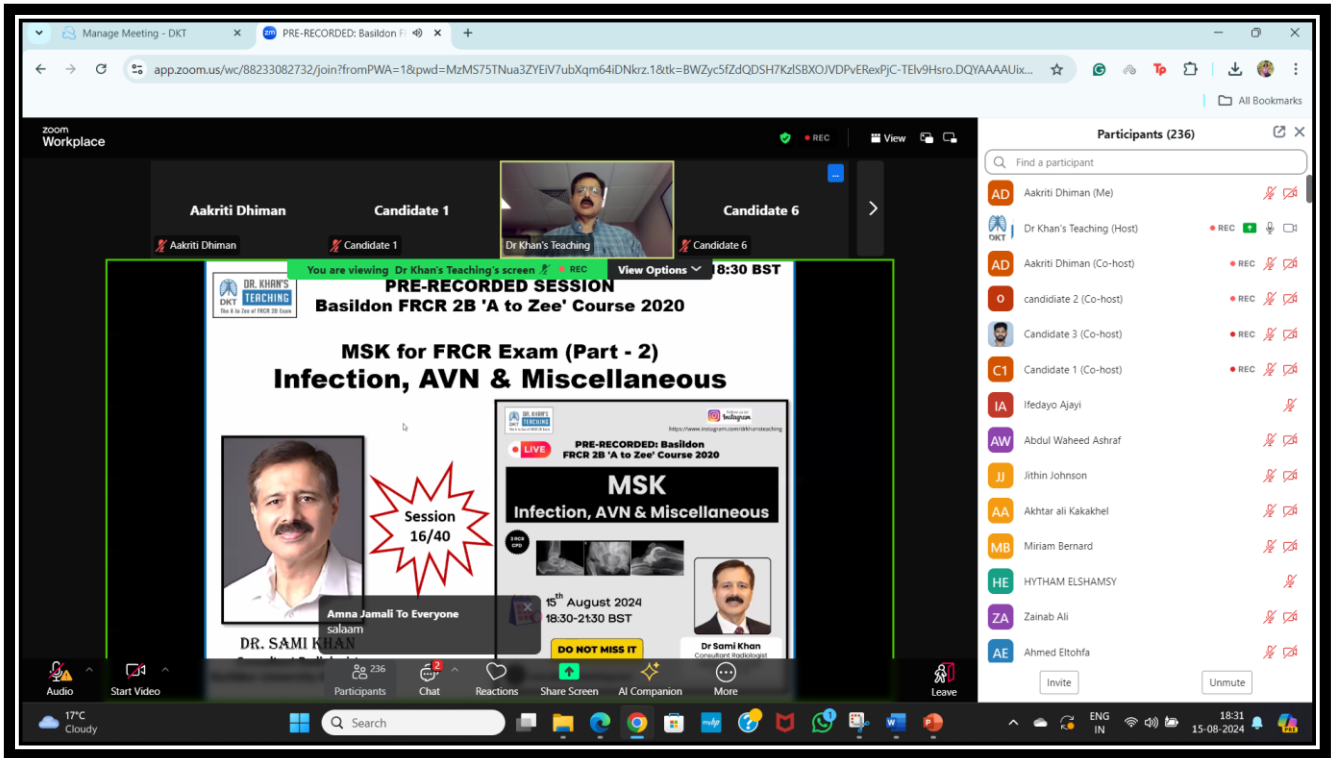
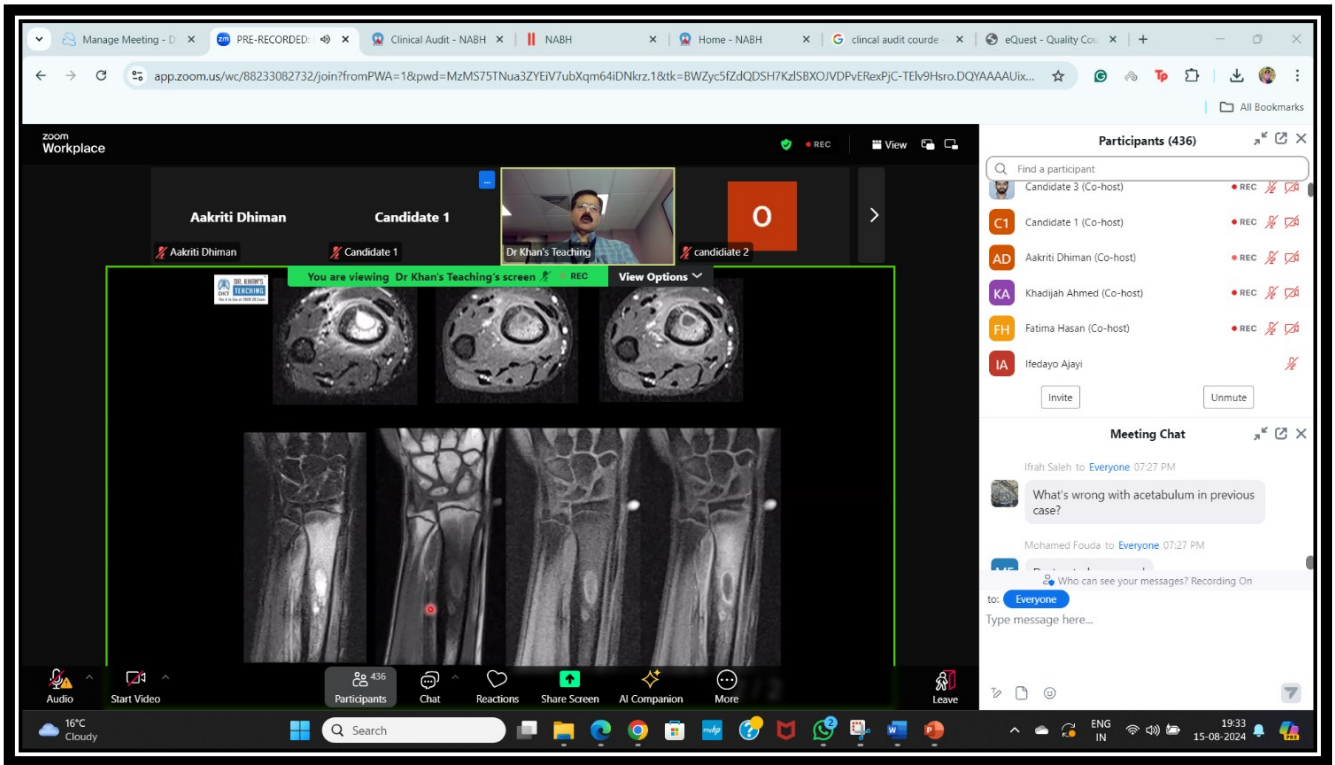
- Very impactful session. God bless DKT team (Nigeria).
- Superb session indeed (India).
- Enlightening as usual. Always something to learn (Nigeria).
- Excellent session (Maldives).
- Brilliant. So grateful sir. Keep it up (UK).
- Interpreting MSK lesions step by step and using the correct term for describing lesions was most useful (UK).
- Excellent delivery of such a large volume of information (Nigeria).
- Cases & teaching style concept wise love it (India).
- Dr. Khan's explanation was excellent and to the point (Egypt).
- All of it was useful & valuable (Egypt).
- Amazing MSK cases (UK).
- Style of teaching was excellent (Pakistan).
- Amazing cases and excellent teaching points (UAE).
- Explanations were useful (Nigeria).
- Amazing variety of cases (India).
- Very good class (India).
- Explanation by the moderator were most useful (UK).
- Excellent explanation of cases (Pakistan).
- "How to present the bone infection in different modalities" was most useful (UK).
- Nice cases (UAE).
- Very good cases for exam (UK).
- Illustration and explanations with comparison of normal as well was most useful (Pakistan).
- Great X-ray cases (Zimbabwe).
- Excellent session sir (UK).
- Excellent description (Sri Lanka).
- Exam cases and questions for infections were most useful (Pakistan).
- Good learning points and multiple varieties (Egypt).
- Comprehensive session covering bone infections and avascular necrosis in great detail (Pakistan).
- Good case productions (Zimbabwe).
- Discussion and full detailed explanation was most useful (Egypt).
- Very nice topics (Maldives).
- Very informative (Libya).
- All cases with differentials were useful (Oman).
- It was perfect (UAE).
- Teaching and discussion was useful (Saudi Arabia).
- Very informative lecture (Sri Lanka).
- All the session was amazing (Algeria).
- Great cases and explanation of appearances and differentials (UK).
- The exam based and resource oriented nature was most useful (India).
- Learnt the way of describing and coming to final DDs was most useful (Sri Lanka).
- Great teaching (Malaysia).
- It always most instructive (UK).
- Exam scenarios, variable cases and valuable theoretical information were useful (Yemen).

MSK for FRCR - Infection, AVN & Miscellaneous

- Varsity of cases shown (Pakistan).
- Very useful (Egypt).
- Teaching points and covering a huge of topics were useful (Sudan).
- Difrential diagnosis and how to to differentiate between each other was most useful (Yemen).
- Explained well (Sri Lanka).
- Considering the pathology aspect was useful (Sudan).
- Excelltn cases (China).
- Its great (Yemen).
- Thanks for your efforts (Iraq).
- It's perfect (Jordan).
- Really good (Yemen).
- Awesome (India).
- Awful thanks (Iraq).
- Superb session sir (UK).
- Very educative (UK).
- Thank you DKT (UK).
- Excellent teaching session (Algeria).
- Great session. Thank you (Malaysia).
- Outstanding (UK).
- Awesome (Indonesia).

The screenshot displays a Zoom meeting interface. At the top, the browser address bar shows the Zoom meeting URL. The main window is titled "zoom Workplace" and features a video feed of "Dr Khan's Teaching" in the center. To the left, there are thumbnails for "Aakriti Dhiman" and "Candidate 1". Below the video feed, there are three circular images showing MRI scans of a joint. The bottom of the window shows a control bar with icons for Audio, Start Video, Participants (436), Chat, Reactions, Share Screen, AI Companion, and More. On the right side, there is a "Participants (436)" list with a search bar and a "Meeting Chat" window showing messages from "Ifrah Saleh" and "Mohamed Fouada". The system tray at the bottom indicates a temperature of 16°C, a search bar, and the date and time: 19:33 on 15-08-2024.

MSK for FRCR - Infection, AVN & Miscellaneous



=====XX=====XX=====